



AQUARIUS ENGINEERS PVT. LTD.

Concrete Pumps, Batching Plants, Boom Pumps



STATIONARY CONCRETE PUMPS 1000 & 1400 SERIES



Salient Features:

- ▶ New futuristic look with latest design
- ▶ Completely redesigned with many operation friendly features
- ▶ Substantial noise reduction
- ▶ Low operation cost
- ▶ Powerful agitator
- ▶ Very reliable equipment with long routine maintenance intervals
- ▶ Compact design and least towing length
- ▶ Safe water-cleaning system
- ▶ Hard-faced wear parts for longer life
- ▶ Variable concrete output, from minimum to maximum
- ▶ Uninterrupted operations even if electrical system malfunctions
- ▶ Innovative flap straight design with cleaning port
- ▶ Lower number of strokes
- ▶ Largest core pump in this class with 200 mm diameter concrete cylinder
- ▶ Pump regulator protects the hydraulic system from over- heating & engine from overloading

Added Features:

- ▶ Higher Capacity jack
- ▶ Foot rest for hopper
- ▶ Gas springs and locks for canopy
- ▶ Shifting cylinder cover for better safety
- ▶ Grill provided for engine cover
- ▶ Built-in toolbox
- ▶ Efficient splash guard design
- ▶ Mudguard on tyre
- ▶ Engine hour & Pump hour meter
- ▶ Remote control

Variable Output Regulator



Cylinder Diameter Comparison

AQUARIUS

Concrete Pumps

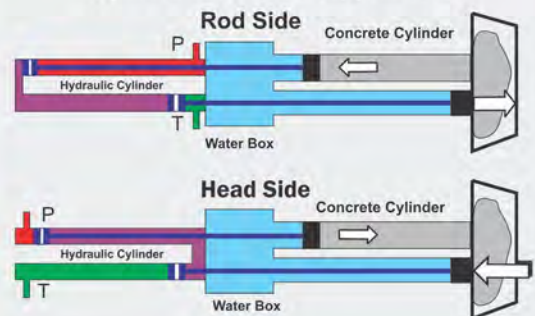


Other Concrete Pumps

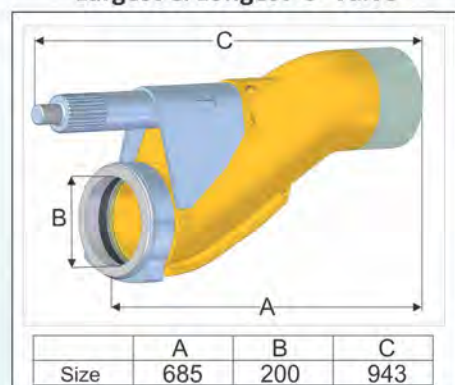


Aquarius Pump Cylinders have larger area than others by 23.5%

Hydraulic Pressure Application

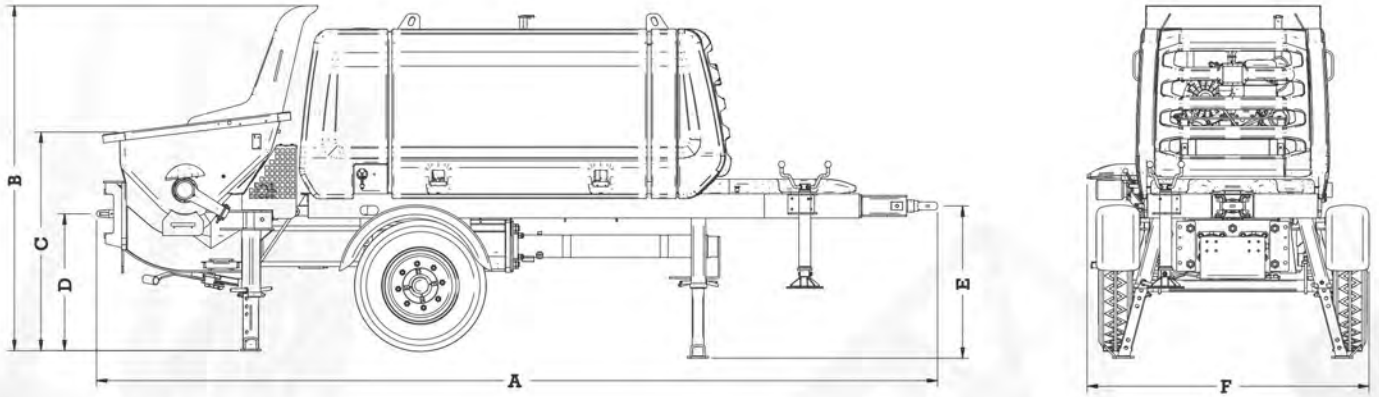


Largest & Longest 'S' Valve



Worldwide Preferred
'S' Valve Technology

Stationary Concrete Pumps - 1000 Series



MODEL	A	B	C	D	E	F
1000 SERIES	5180	2120	1360	840	940	1740

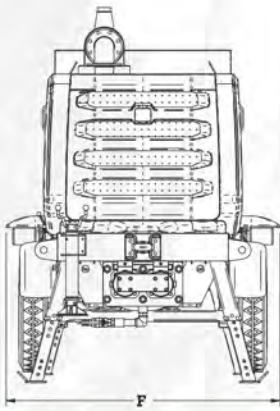
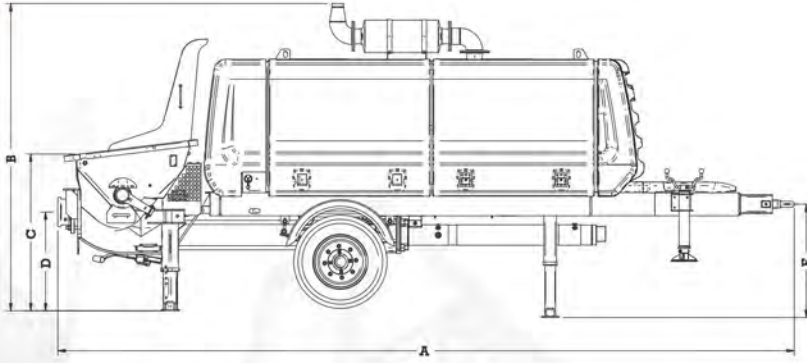
Model Specifications		Unit	1004 D SHP	1003 E
			Diesel Drive	Electric Drive
Prime Mover		kW	49	45
Theoretical Output		m ³ /hr	51/35*	30
Del. Cylinder Diameter		mm	200	200
Del. Cylinder Stroke		mm	1000	1000
No. of Strokes		per min	27/18*	18
Hydraulic Transmission	Rod Side	-	1:4.9	1:4.9
	Head Side	-	1:3.3	-
Concrete Pressure		bar	61/91*	57
Concrete Hopper Capacity		l	500	500
Delivery Distance**	Horizontal	m	400	300
	Vertical	m	100	75

*Values for hydraulic fluid being fed to piston side. **Distances to be read as either horizontal or vertical. The concrete should be pumpable & follows DIN 1405 standard.

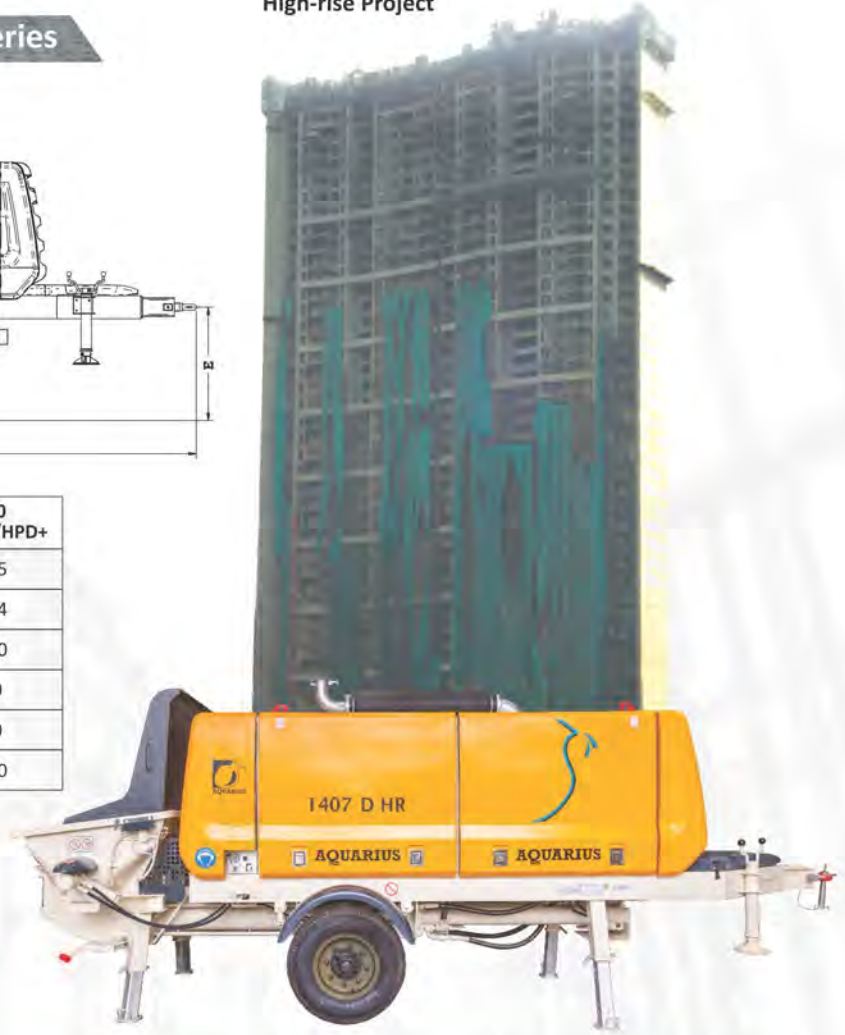
Electric Drive Concrete Pumps



Stationary Concrete Pumps - 1400 Series



MODEL	1400 SERIES	1400 HR/HPD/HPD+
A	5770	6395
B	2140	2664
C	1360	1360
D	860	860
E	940	980
F	1990	1990



Model Specifications	Unit	1405 D	1407 D	1407 D HR	1400 HPD	1400 HPD+	1400 HPE	1405 E	1406 E	
		Diesel Drive			High Pressure		Electric Drive			
Prime Mover	kW	49	82	132	151	208	110	90	75	
Theoretical Output	m ³ /hr	51/35*	65/45*	65/45*	48/32*	58/39*	36/25*	48/33*	52/35*	
Del. Cylinder Diameter	mm	200	200	200	200	200	200	200	200	
Del. Cylinder Stroke	mm	1400	1400	1400	1400	1400	1400	1400	1400	
No. of Strokes	per min	19/13*	25/17*	25/17*	21/14*	26/18*	15/10*	19/12*	20/13*	
Hydraulic	Rod Side	–	1:4.9	1:4.9	1:3.0	1:3.0	1:3.0	1:4.9	1:4.9	
	Head Side	–	1:3.3	1:3.3	1:2.0	1:2.0	1:2.0	1:3.3	1:3.3	
Concrete Pressure	bar	61/91*	71/106*	71/106*	108/160*	116/172*	108/160*	71/106*	65/97*	
Concrete Hopper Capacity	Lit	600	600	600	600	600	600	600	600	
Delivery Distance**	Horizontal	m	500	600	800	1100	1200	1100	600	550
	Vertical	m	125	150	200	275	300	275	150	140

*Values for hydraulic fluid being fed to piston side. **Distances to be read as either horizontal or vertical. The concrete should be pumpable & follows DIN 1405 standard.

Performance of equipment is based on standard working conditions. Design / Specifications can be changed without prior notice.



AQUARIUS ENGINEERS PVT. LTD.
 Concrete Pumps, Batching Plants, Boom Pumps
 An ISO 9001 : 2015 Certified Company

'Aquarius House', Sheelavihar Colony, Off Karve Road,
 Pune 411 038. INDIA Tel.: +91 20 2544 5227 / 28
 E-mail: enquiries@aquariusengineers.biz
 Web: www.aquariusengineers.biz

Mfg. by: Putzmeister India Pvt. Ltd.
 190, 191, Kundaim Industrial Estate, Kundaim, Goa 403 115. India

Local Contact: